



蘇州大學

Employment Quality Report of 2022 Graduates  
of Soochow University

# 苏州大学2022届毕业生 就业质量报告

2022年12月

01

目录

第一章 绪论

01

第二章 就业概况

一、总体概况

02

二、分专业概况

三、分地区概况

03

三、分性别概况

四、分学历层次概况

04

五、分培养层次概况

六、分就业去向概况

05

七、分行业概况

八、分用人单位概况

06

九、分薪酬待遇概况

十、分满意度概况

07

第三章 就业质量

一、总体质量

08

二、分专业质量

三、分地区质量

09

四、分性别质量

五、分学历层次质量

10

六、分培养层次质量

七、分就业去向质量

11

八、分行业质量

九、分用人单位质量

12

十、分薪酬待遇质量

十一、分满意度质量

13

SOOCHOW UNIVERSITY



# PART 01



前言

# 01



“ ”  
”  
” 211 ”  
” 2011 ”  
” ”

132	50	33
31	1	30
1	4	20
6	”	”

16	ESI	1%
2	ESI	1%



“ ” “ ”



“ ”



# 03




				2022 12 31	
●	“ 2022	5764	”		
7849					
●	“ 2022	”		1872	1872
	19				


# PART 02

## 毕业生基本情况





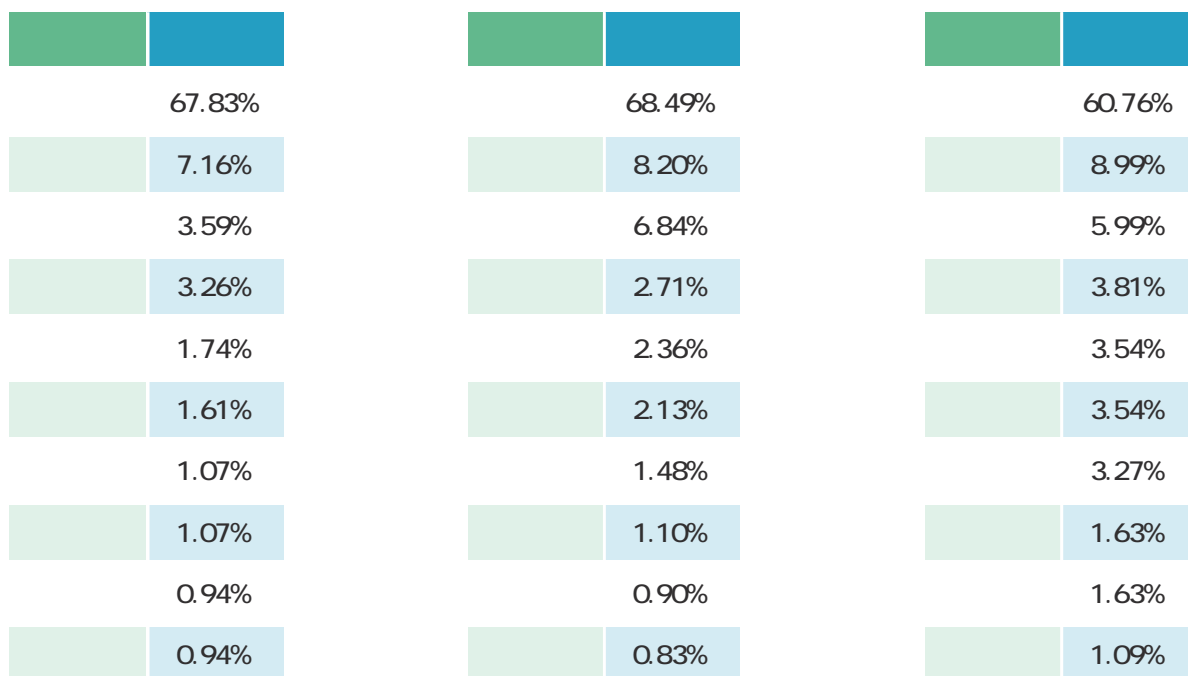
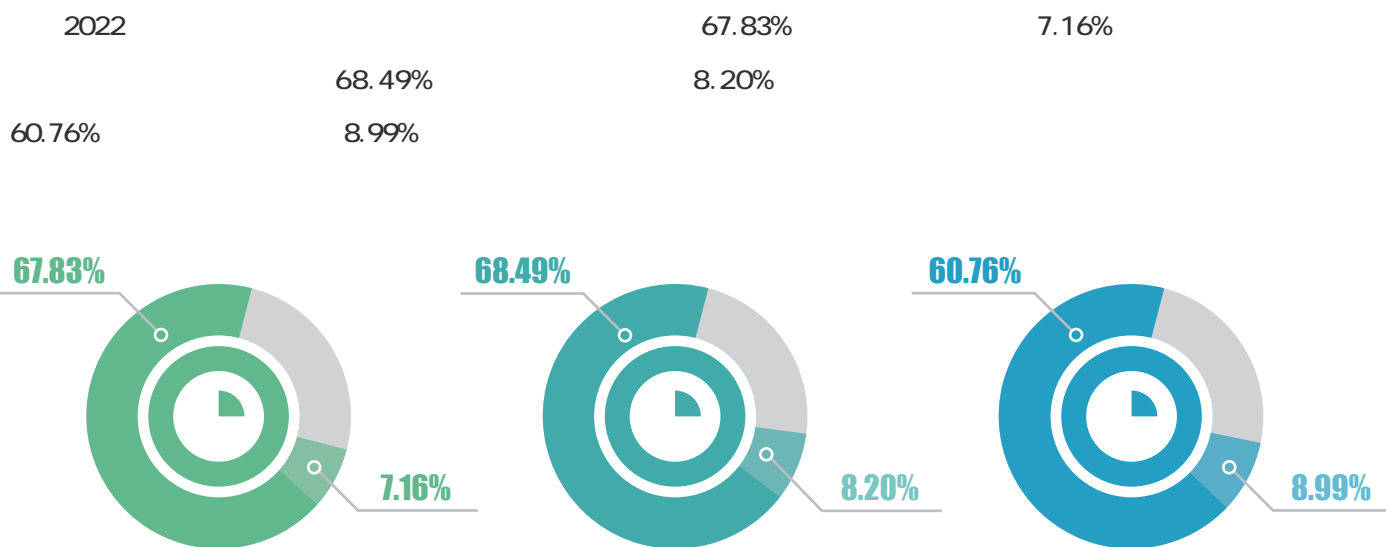




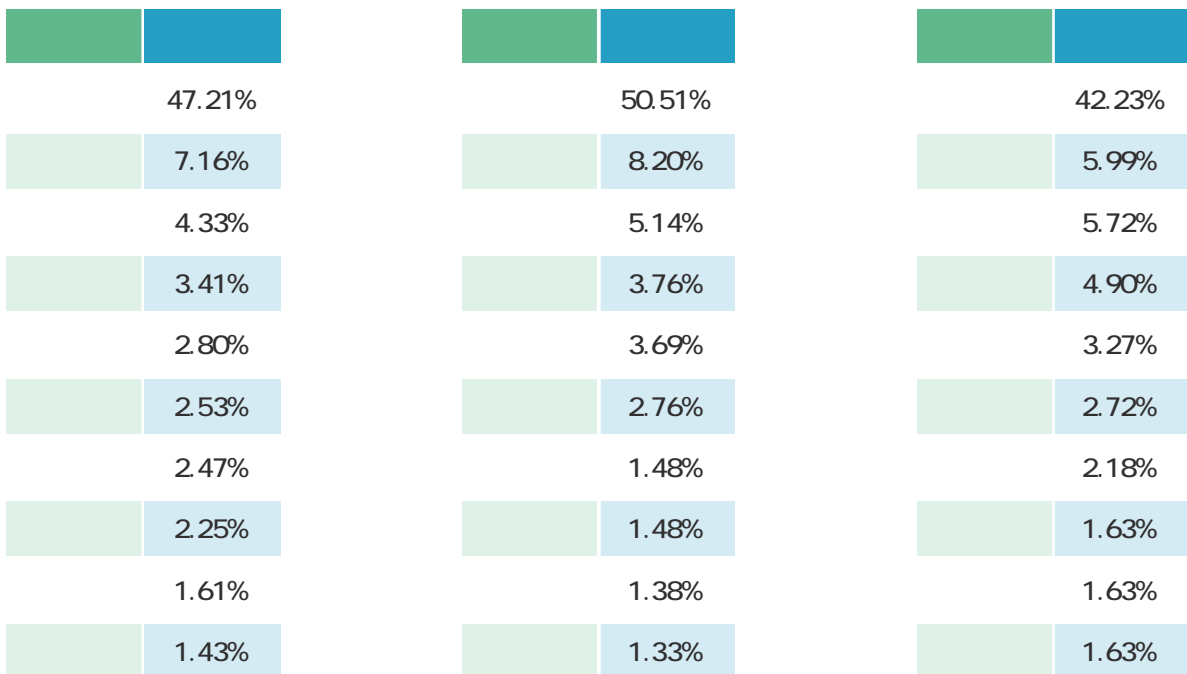
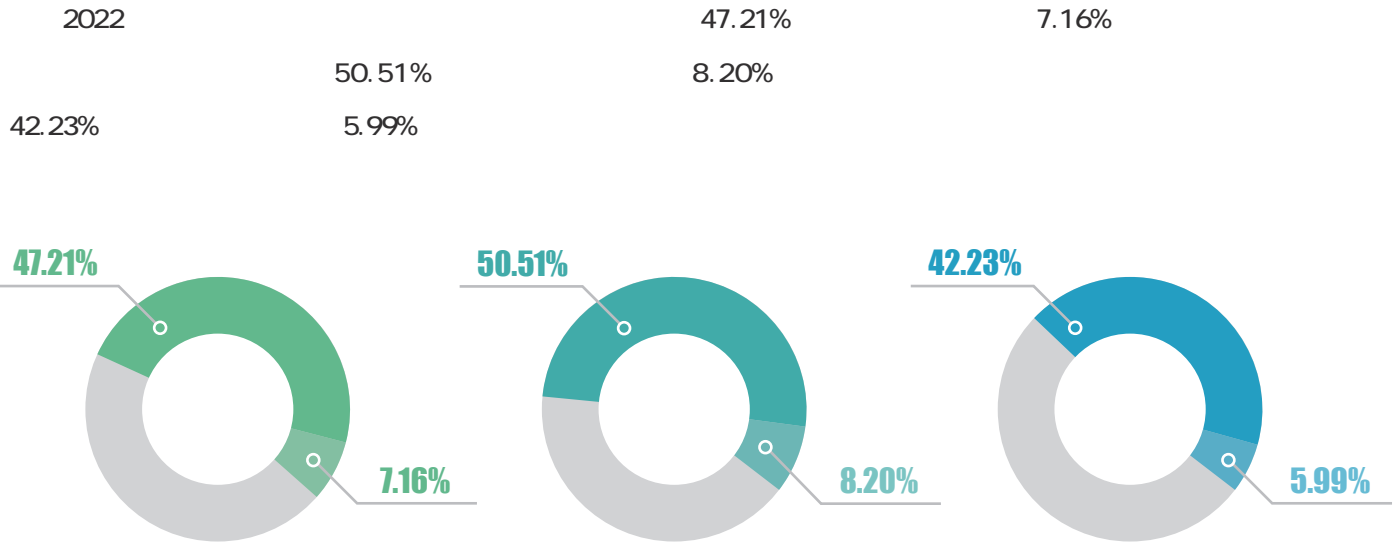




# 02



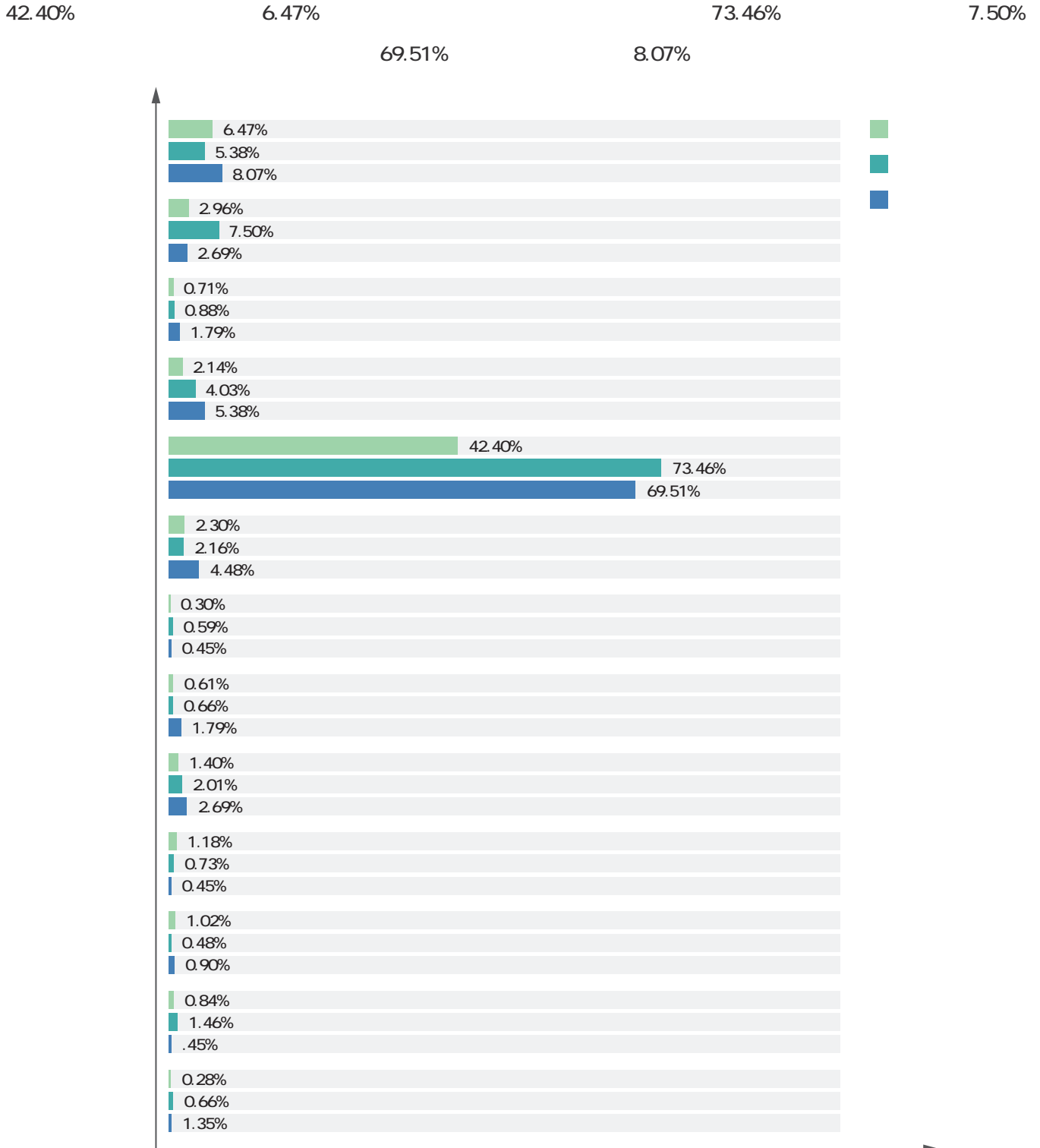
# 03



# 04

## 省内流向情况

2022



# 05

## 省内生源省内流向情况

2022

46.44%

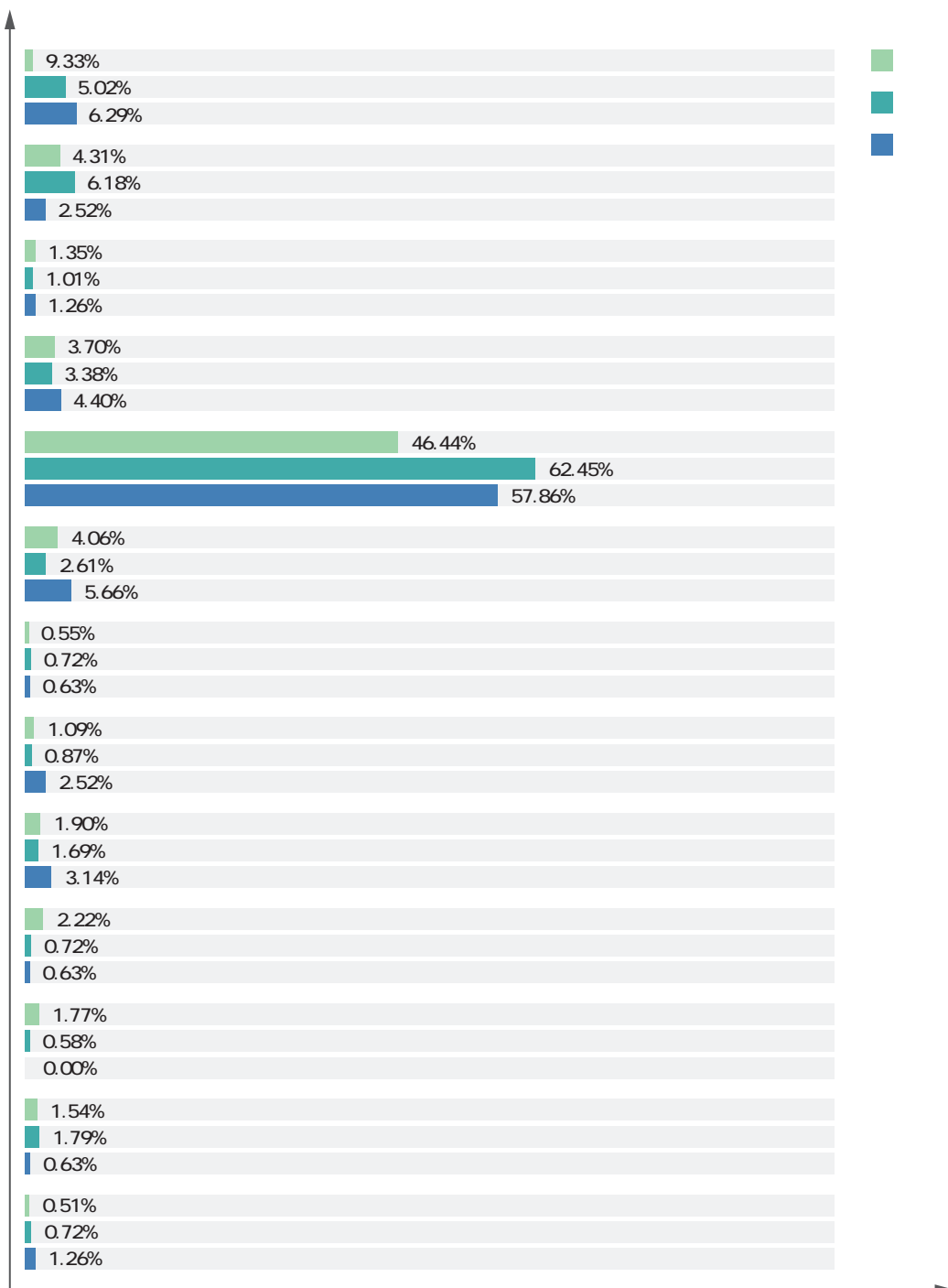
9.33%

62.45%

6.18%

57.86%

6.29%








# PART 04



## 本科毕业生升学留学情况分析



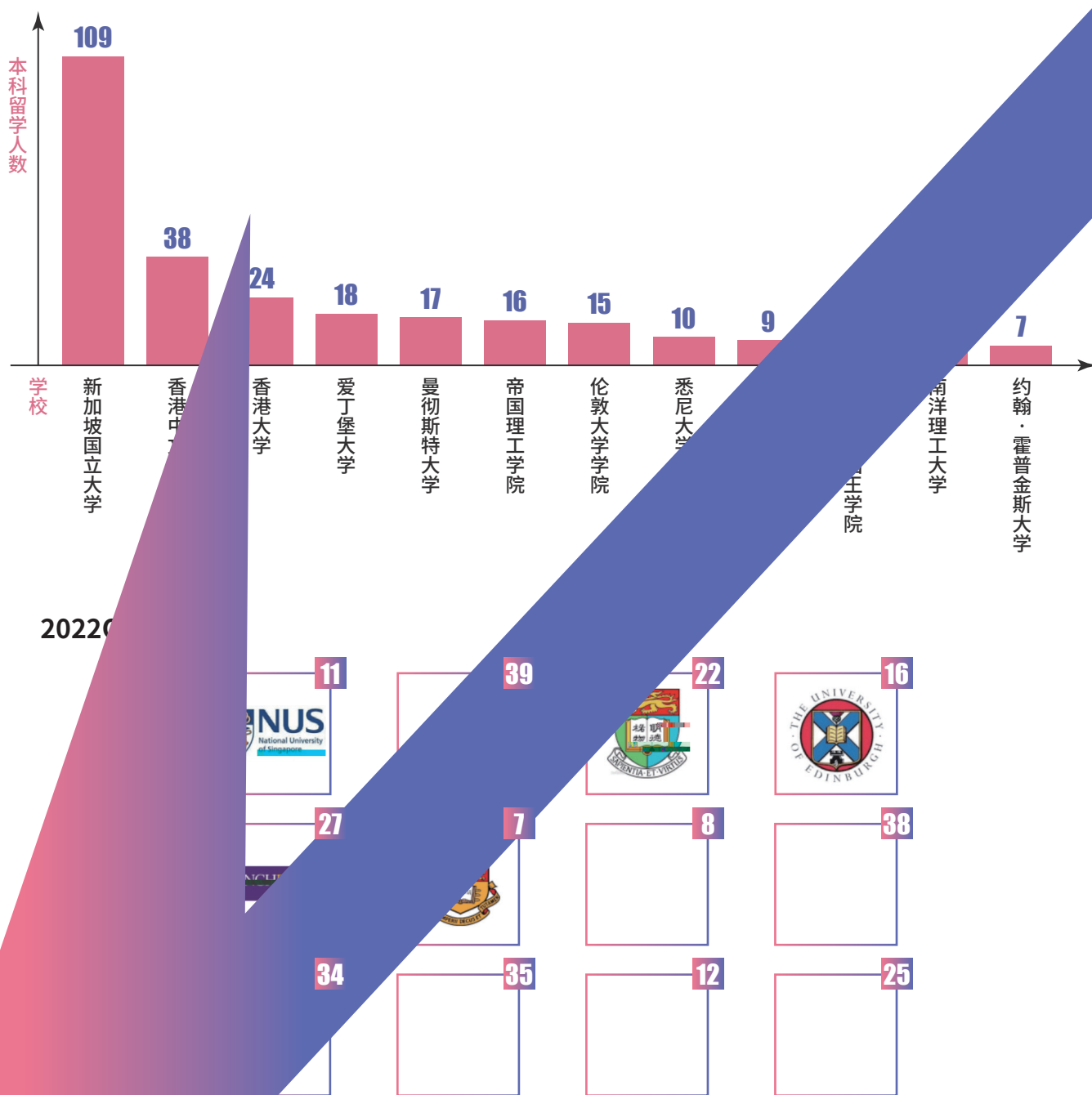


# 02

## 出国(境)留学分析

本科毕业生出国(境)留学总人数为544人,占比8.41%。其中进入2022QS世界大学排名前50的高校人数(不含内地高校)为306人,占出国(境)总人数56.25%。

本科毕业生出国(境)地区主要是英国(26.84%),其次是新加坡(21.32%)和香港(16.54%)。



# PART 05



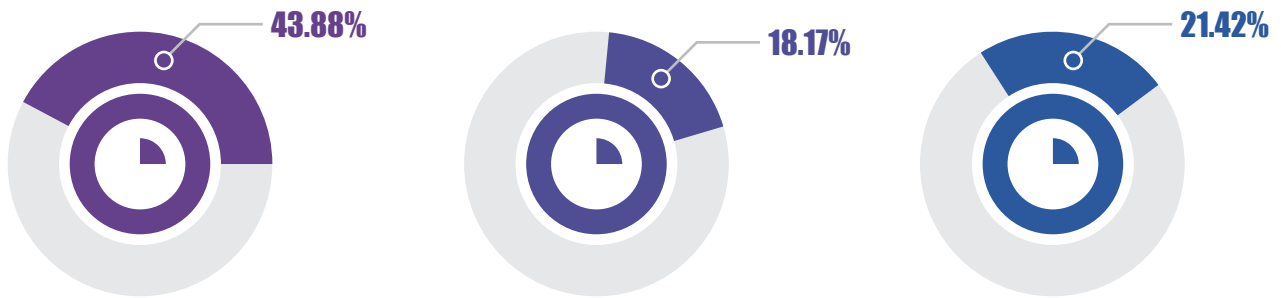
## 毕业生就业情况分析



# 02

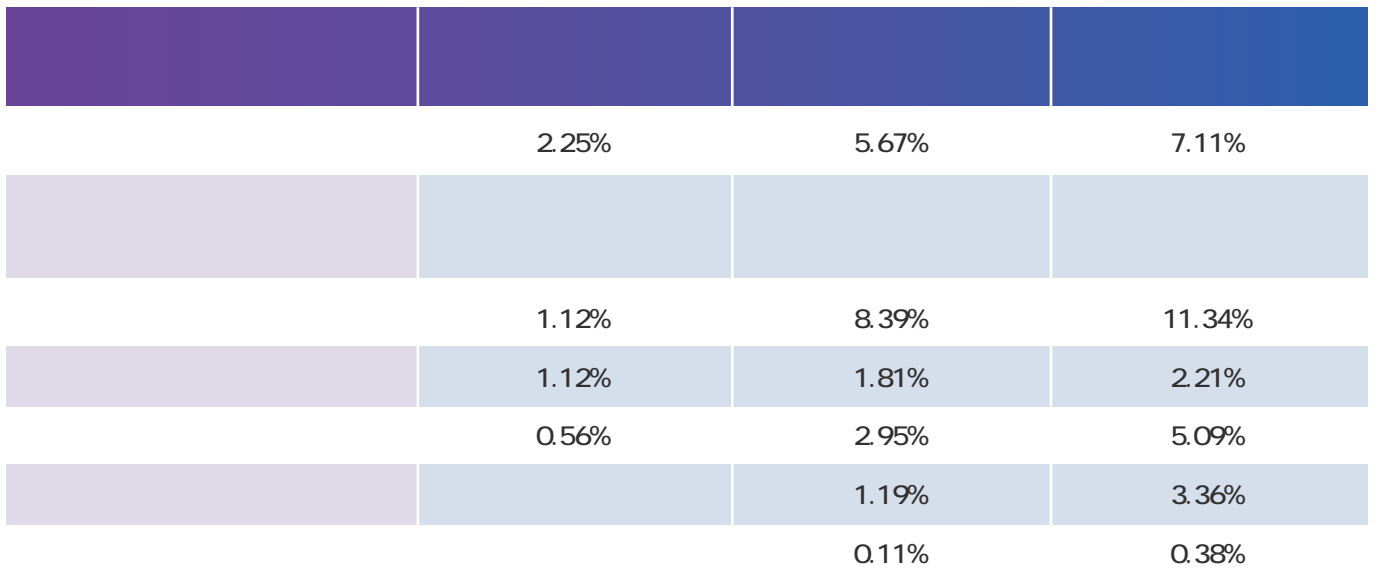
2022  
18.17%

43.88%  
21.42%



	43.88%	8.15%	4.84%
	22.89%	15.97%	15.31%
	17.17%	15.14%	5.91%
	5.18%	18.17%	21.42%
	2.45%	8.55%	11.53%
	3.27%	6.39%	10.27%
	1.09%	4.29%	7.85%
	0.82%	3.89%	0.39%
	0.54%	0.98%	2.03%
	1.63%	8.32%	5.62%
	0.54%	5.31%	5.13%
	0.54%	2.43%	1.94%
	0.00%	1.75%	5.43%
	0.00%	0.33%	0.68%
	0.00%	0.33%	1.65%





# 04

2022

265

2022



500

272




500




289

2022

659



2022



500

505



373

500



343

# PART 06

毕业生

# 01

	32.26%	45.83%	52.32%
	32.80%	44.08%	46.10%
	13.98%	28.40%	25.60%
	27.42%	10.36%	17.90%
	7.53%	20.07%	14.47%
	10.22%	10.75%	13.08%
	18.28%	15.79%	12.34%
	5.38%	12.12%	9.46%
	4.84%	6.58%	7.05%
	16.67%	10.86%	11.60%

# 02

2022

14

# 03

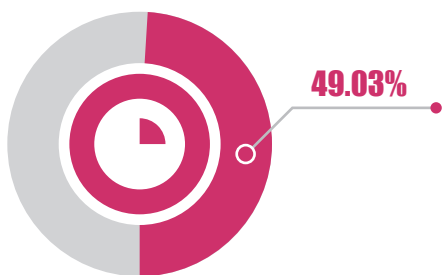
2022

3

# 04

2022

49.03%



26.64%

	26.64%
	49.03%
	38.56%
	37.83%
	35.28%
	20.19%
	6.69%
	6.20%





1

1		92.06%
2		94.84%
3		92.31%
4		95.40%
5		91.30%
6		92.52%
7		76.60%
8		93.47%
9		93.98%
10		93.95%
11		95.79%
12		99.07%
13		97.42%
14		96.11%
15		94.23%
16		97.94%
17		98.10%
18		93.16%
19		93.40%
20		97.99%
21		97.25%
22		96.34%
23		92.74%
24		96.05%
25		92.26%
26		92.59%

2



1



3



5



7



9



11



13



15



17



19



20



Blank horizontal line with a light blue background and vertical grid lines.

Blank horizontal line with a light blue background and vertical grid lines.

Blank horizontal line with a light blue background and vertical grid lines.

Blank horizontal line with a light blue background and vertical grid lines.

Blank horizontal line with a light blue background and vertical grid lines.

Blank horizontal line with a light blue background and vertical grid lines.

Blank horizontal line with a light blue background and vertical grid lines.

Blank horizontal line with a light blue background and vertical grid lines.

Blank horizontal line with a light blue background and vertical grid lines.

Blank horizontal line with a light blue background and vertical grid lines.

養天地正氣

法古今完人