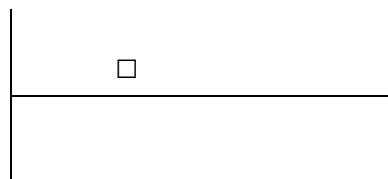
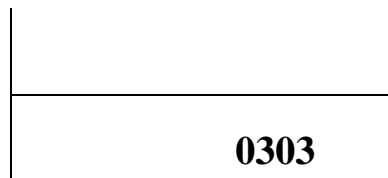
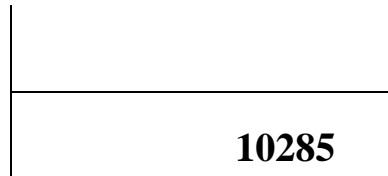


2021



2022 1 5

.....	1
.....	1
.....	1
.....	2
.....	3
.....	3
.....	3
.....	4
.....	5
.....	5
.....	5
.....	7
.....	7
.....	7
.....	8
.....	8
.....	9
.....	9
.....	9
.....	10
.....	14
.....	14
.....	14
.....	15
.....	15
.....	15
.....	15
.....	15
.....	15

1927

1993

2

2011

4

1

15

4

5

6

12

80%

1

1

2

4

2021

3

5

3

2

12

2019

5

2020

4

2021

3

2 2021

	2021	
	2021	
	2021	

3 2021

	2018		
	2018		
	2018		
	2018		
	2018		

4

	2021	
	2021	
	2021	
	2020	
	2020	
	2020	
	2020	
	2019	
	2019	
	2019	
	2019	
	2019	

5

4

1

4

1

5

2021

,

6

	10 22	
	10 22	
	11 8	
	11 14	

2021

2021

1

2

1

2

10 14 15

2021

220

1

1

2

11

	19	
	20	

	20	
	20	
	20	
	20	
	19	
	19	
	19	
	21	
	21	
	21	
	18	
	18	

1

2

5

12

129.9

12

				17
				3.5
				4
				0.5
				1

				17.5
				15
				12
				9.75
				8
				7.8
				5.52
				5.95
				5.4
				5
				5
				3

			7		
	Social trust, trust differential and radius of trust on volunteering: evidence from Hong Kong Chinese	Journal of Social Service Research	47(2)		SSCI
			7		
			5		
			5		
			3		
			12.24		

		()	3		CSSCI
			6		
	---	()	6		

1

14

1

15

			2021 3	2 3

2020

15

55

4

15

1

6.7%

10

66.67%

16

	1	2	3

5

1 3